



New Guard Coatings Group

A global reputation to protect.

The information herewith is given with the best of New Guard Coatings Group knowledge.

Rights are reserved to change and update the data without notice.

This information is not exhaustive and it is the user's responsibility to ensure that this data sheet is the most current by contacting their local New Guard Coatings Group branch prior to using the coating/product.

www.newguardcoatings.com

NORTH • SOUTH EAST • MIDLANDS • NORTH WEST • HULL • SCOTLAND

MAPELASTIC AQUADEFENSE

Ready-to-use, ultra-quick drying, flexible liquid membrane for internal and external waterproofing applications



WHERE TO USE

To form waterproofing layers before applying ceramic, stone and mosaic coatings in:

- balconies and terraces;
- bathrooms and shower cubicles;
- laundry rooms;
- saunas and damp environments in general.

Mapelastic AquaDefense may be applied on:

- concrete;
- cementitious screeds and screeds made using special binders (**Topcem**, **Topcem Pronto**, **Mapecem** or **Mapecem Pronto**);
- plasterboard (for internal applications only);
- existing coatings in ceramic, terrazzo and stone;
- cementitious render.

ADVANTAGES

- **Mapelastic AquaDefense** is supplied ready to use.
- **Mapelastic AquaDefense** is a rapid product:
 - resists rainwater 1 hour after applying the first coat and 3 hours after applying the second coat.
 - ceramic may be bonded after 4 hours (at +23°C and 50% R.H. when applied on a dry screed with less than 3% residual moisture).
- **Mapelastic AquaDefense** is elastic: at +23°C it has 3.2 mm crack-bridging capacity without reinforcement.

TECHNICAL CHARACTERISTICS

Mapelastic AquaDefense is a totally solvent-free, ready-to-use, ultra-quick drying, one-component light blue, synthetic resin based paste in water dispersion.

Mapelastic AquaDefense is easy to apply using a long-haired roller, brush or trowel on horizontal, sloping and vertical surfaces. **Mapelastic AquaDefense** dries very quickly to form a flexible membrane without a sticky surface. It is resistant to light pedestrian traffic after just 3 hours and forms an excellent grip with all types of adhesive for laying ceramic, stone material and mosaic of all kinds. The flexible nature of **Mapelastic AquaDefense** helps it withstand normal movements caused by expansion and shrinkage of the substrate due to temperature variations and vibration.

Tiles laid on floors waterproofed with **Mapelastic AquaDefense** by using C2F-class MAPEI adhesives (such as **Granirapid**, **Elastorapid**, etc.) and grouted with **Ultracolor Plus** may be opened to pedestrian traffic within 12 hours of starting the work.

Mapelastic AquaDefense is resistant to water, lime-water (ph >12), and detergents commonly used for cleaning residential environments.

RECOMMENDATIONS

- Do not apply **Mapelastic AquaDefense** if the temperature is lower than +5°C.
- **Mapelastic AquaDefense** must always be covered with ceramic, mosaic or stone.
- Do not apply **Mapelastic AquaDefense** on cementitious substrates or on substrates with residual humidity higher than 3% and recurring rising damp.
- Do not apply **Mapelastic AquaDefense** on crumbly cementitious substrates, old floors which are not well bonded to the substrate or surface treatments which impede a good bond.
- Do not use **Mapelastic AquaDefense** to cover cracks.
- Protect the surface from rain for at least 1 hour after applying the first coat and 3 hours after applying the second coat (times refer to +23°C and 50% relative humidity of the air when the product is applied on dried screeds with a residual moisture lower than 3%).

APPLICATION PROCEDURE

Preparation of the substrate

Substrates must be well-cured, sound, clean, dry and free of oil, grease, cement laitance, old paint and any other substance which could compromise the bond. Cementitious substrates must be stable and dry with no rising damp. Surface dust must be completely removed.

Smoothing and levelling layers may be applied using **Planitop Fast 330** or **Adesilex P4**.

On old ceramic floors with hollowed or empty tile joints, or whenever slopes on surfaces need to be levelled out before spreading on **Mapelastic AquaDefense**, we recommend applying a smoothing and levelling layer using **Adesilex P4**. Substrates in this condition must be thoroughly checked and all coatings, such as wax, water-repellent treatments, etc. must be removed from the surface with a suitable cleaning product and/or by abrasion.

Before applying **Mapelastic AquaDefense**, pay particular attention to expansion joints and fillet joints between horizontal and vertical surfaces. In such cases, apply **Mapeband** or **Mapeband PE 120** and suitable profiles bonded in place with **Mapelastic AquaDefense**.

To waterproof drains on terraces and balconies, use the special kits from the **Drain** range. Structural joints must be waterproofed with **Mapeband TPE** bonded to the substrate with **Adesilex PG4**.

Before applying **Mapelastic AquaDefense** on old ceramic and natural stone floors, use **Eco Prim Grip**.

APPLICATION OF THE PRODUCT

Mapelastic AquaDefense must be applied in two even, coats (approx. 0.4 mm per coat) with a long-haired roller, brush or trowel. Wait until the first coat is dry, making sure the product becomes darker with a matt finish, before applying the second coat diagonally to the first (approximately 1 hour at +23°C and 50% relative humidity of the air and with substrates having residual humidity lower than 3%).

The final thickness of the two coats of **Mapelastic AquaDefense** must be at least 0.8 mm in order to create a robust, flexible and continuous film. Make sure there are no interruptions in the film caused by imperfections in the substrate.

If **Mapelastic AquaDefense** is applied to form an anti-fracture membrane on cracked substrates, we recommend inserting **Mapetex 50** reinforcement in to the first coat while it is still fresh.

Mapetex 50 must be pressed down with a bubble-breaker roller on the first coat of **Mapelastic AquaDefense** while it is still fresh.

Wait until the first coat is dry then apply the second coat in order to completely embed **Mapetex 50**.

Drying times may increase as **Mapetex 50** insertion increases the final thickness of the applied film.

In bathrooms, on balconies, in saunas and Turkish baths, a water-tightness test may be carried out 12 hours after applying the final coat of **Mapelastic AquaDefense**.

Ceramic, stone and mosaic tiles may be laid 4 hours after applying the second coat (at +23°C and 50% relative humidity of the air) using a C2-class MAPEI adhesive according to EN 12004 standards, to be selected according to the final use of the floor or coating. For example, on balconies use **Keraflex Maxi S1** (class C2TE S1). For quickly laying tiles use **Elastorapid** (class C2FTE S2) and for laying all types of mosaic use **Adesilex P10 + Isolastic** mixed with 50% of water (class C2TE S1). Grout tile joints with a special cementitious grout (such as **Ultracolor Plus** - class CG2WA, **Keracolor FF**, **Keracolor GG** mixed with **Fugolastic**) or epoxy grout (for example **Kerapoxy**, **Kerapoxy Design** or **Kerapoxy CQ** - class RG). Seal expansion joints with a special MAPEI sealant (such as **Mapesil AC**, **Mapesil LM** or **Mapeflex PU45** according to requirements).




Impregnating Drain Vertical fabric with Mapelastac AquaDefense




Application of Mapeband on a wall-floor fillet joint with Mapelastac AquaDefense




Application of the first coat of Mapelastac AquaDefense on a screed



Application by roller of Mapelastac AquaDefense second coat



Application of Mapelastac AquaDefense by brush between floor and wall before applying Mapeband



Bonding tiles on Mapelastac AquaDefense

CLEANING

Mapelastac AquaDefense may be removed easily from tools and surfaces while still fresh with water.

CONSUMPTION

1 kg/m² for two coats (1.3 kg/m² per mm of thickness).

PACKAGING

7.5 kg and 15 kg rectangular cans.

STORAGE

Mapelastac AquaDefense may be stored for up to 24 months in its original packaging in a dry place. Protect from freezing weather.

SAFETY INSTRUCTIONS FOR PREPARATION AND APPLICATION

Mapelastac AquaDefense is not considered dangerous according to the current regulations regarding the classification of mixtures. It is however recommended to wear protective gloves and goggles and to take the usual precautions for handling chemicals.

For further and complete information about the safe use of our product please refer to the latest version of our Material Safety Data Sheet.

PRODUCT FOR PROFESSIONAL USE.

TECHNICAL DATA (typical values)

PRODUCT IDENTITY

Consistency:	paste	
Colour:	light blue	
Density (g/cm ³):	1.30	
pH:	9.5	
Dry solids content:	66	
Brookfield Viscosity (mPa·s):	45,000 (spindle 6 - 10 rpm)	
APPLICATION DATA (at +23°C - 50% R.H.)		
Minimum filming temperature:	+5°C	
Recommended application temperature:	from +5°C to +35°C	
Waiting time between first and second coat:	approximately 60 minutes (when dry to the touch)	
Waiting time before laying coating:	3-4 hours	
Complete drying of 1 mm thick layer:	12 hours	
FINAL PERFORMANCE		
	EN 14891 acceptance range	Performance figures for Mapelastac AquaDefense
Initial bond strength EN 14891-A.6.2 (N/mm ²):	> 0.5	1.7
Bond strength after immersion in water (EN 14891-A.6.3) (N/mm ²):	> 0.5	> 1.0
Bond strength after application of heat source (EN 14891-A.6.5) (N/mm ²):	> 0.5	> 1.8
Bond strength after freeze-thaw cycles (EN 14891-A.6.6) (N/mm ²):	> 0.5	> 0.9
Bond strength after immersion in basic water (solution saturated with lime) (EN 14891-A.6.9) (N/mm ²):	> 0.5	> 1.3
Bond strength after immersion in sodium hypochlorite solution (EN 14891-A.6.7) (N/mm ²):	> 0.5	> 1.2
Crack-bridging ability at +23°C (EN 14891-A.8.2) (mm):	> 0.75	3.2
Crack-bridging ability at -5°C (EN 14891-A.8.3) (mm):	> 0.75	1.6
Impermeability to water under pressure (EN 14891-A.7) (1500 kPa):	no penetration	no penetration

Bond values according to EN 14891 measured using **Mapelastac AquaDefense** and a C2-type cementitious adhesive according to EN 12004

WARNING

Although the technical details and recommendations contained in this product data sheet correspond to the best of our knowledge and experience, all the above information must, in every case, be taken as merely indicative and subject to confirmation after long-term practical application; for this reason, anyone who intends to use the product must ensure

beforehand that it is suitable for the envisaged application. In every case, the user alone is fully responsible for any consequences deriving from the use of the product.

Please refer to the current version of the Technical Data Sheet, available from our website www.mapei.com

LEGAL NOTICE

The contents of this Technical Data Sheet ("TDS") may be copied into another project-related document, but the resulting document shall not supplement or replace requirements per the TDS in effect at the time of the MAPEI product installation.

For the most up-to-date TDS and warranty information, please visit our website at www.mapei.com.

ANY ALTERATIONS TO THE WORDING OR REQUIREMENTS CONTAINED IN OR DERIVED FROM THIS TDS SHALL VOID ALL RELATED MAPEI WARRANTIES.

2103-11-2016-gb

Any reproduction of texts, photos and illustrations published here is prohibited and subject to prosecution

